

Mutual Fund Voting Survey 2004-2008

Groups Covered at Fund Votes

ABN AMRO, ADVISORS, AEGON, AIM, ALGER, ALLIANCEBERNSTEIN, ALLIANZ, AMERICAN, AMERICAN CENTURY, AMERISTOCK, AMERITAS, AMIDEX, ARIEL, ARTISAN, ASTON, BARCLAYS GLOBAL INVESTORS, BEAR STEARNS, BERKSHIRE, BLACKROCK, BRIDGEWAY, CALVERT, CAPSTONE, CATHOLIC FUNDS, CITIZENS, COLUMBIA, COVENTRY, CREDIT SUISSE, DAVIS, DELAWARE, DODGE & COX, DOMINI, DREYFUS, DWS (DWS SCUDDER), ENTERPRISE, ETRADE, EUROPACIFIC, EXCELSIOR, FEDERATED, FIDELITY, FIFTH THIRD, FIRST EAGLE, FRANKLIN, GABELLI, GARTMORE, GOLDMAN SACHS, GREEN CENTURY, HARBOR, INCOME FUND OF AMERICA, ING, INTEGRITY, INVESTMENT CO OF AMERICA, JANUS, JOHN HANCOCK, LAZARD, LEGG MASON, LIBERTY, LONGLEAF, LORD ABBETT, MANUFACTURERS, MASSACHUSETTS INVESTORS, MASSMUTUAL, MELLON, MERRILL LYNCH, MFS, MMA PRAXIS, MORGAN STANLEY, NATIONS, NATIONWIDE, NEUBERGER BERMAN, NEW ALTERNATIVES, NEW RIVER, NUVEEN, OPPENHEIMER, PARNASSUS, PAX, PHOENIX, PIMCO, PIONEER, PORTFOLIO21, PUTNAM, QUAKER, RIVERSOURCE (AXP), RUSSELL (FRANK RUSSELL), SAFECO, SALOMON, SCHRODER, SCHWAB, SCUDDER, SIERRA CLUB, SMITH BARNEY, STATE STREET, STEWARD, STRONG, SWIB, T ROWE, TEMPLETON, TIAA-CREF, TRAVELERS, TRILLIUM, UBS, VAN KAMPEN, VANGUARD, WELLS FARGO, WINSLOW

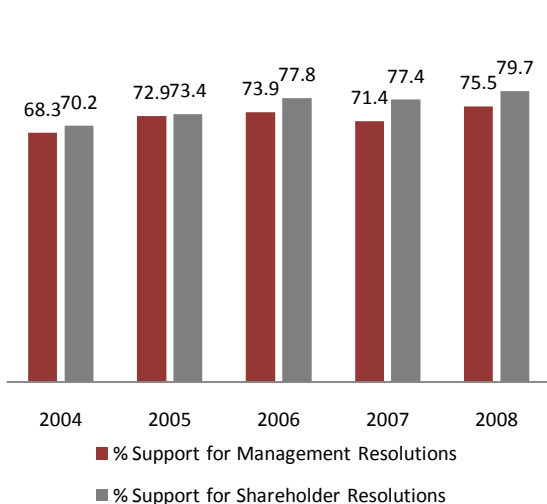
OVERVIEW

- 1.6 million mutual fund votes analyzed from disclosures made by 31 August 2008
- 40 mutual fund families profiled on 2008 votes
- 600,000 votes on shareholder-sponsored resolutions over 5 years broken down into categories
- 10.5 million US mutual fund proxy voting records analyzed over five years
- Average support for management resolutions at 90%, stable over 5 years
- Average support for shareholder resolutions at 36.6% in 2008, up from 31.3% in 2004
- Socially responsible investment (SRI) groups continue to support both governance and social resolutions more often than mainstream groups

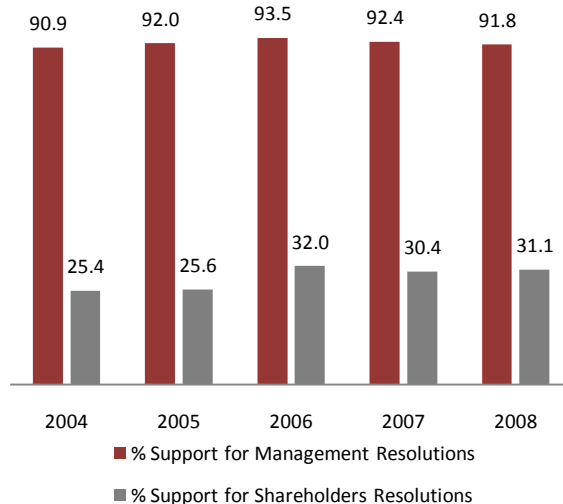
TRENDS ANALYSIS

Longitudinal comparison of mutual fund voting patterns across 10.5 million mutual fund proxy voting records and five years of disclosures shows support for management resolutions stable at around 90 percent of votes cast for, against, withheld or abstained.

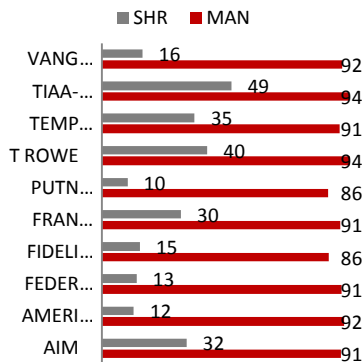
SRI Mutual Fund Families



Mainstream Mutual Fund Families



Mainstream Fund Groups



SRI groups are more likely than mainstream mutual fund groups to support shareholder-sponsored resolutions and oppose management resolutions. Three SRI groups – Domini, Citizens and Pamassus support shareholder-sponsored resolutions more often than they support management-sponsored resolutions.

While SRI mutual funds' average support for resolutions sponsored by management, mostly director nominations and auditor ratifications, is around 75 percent, mainstream fund groups' support averages 92 percent.

Mainstream fund groups support management resolutions far more than they support shareholder-sponsored resolutions. SRI groups tend to support shareholder sponsored resolutions to a greater extent.

Traditionally an activist fund group, TIAA-CREF supported management more than 94 percent of the time in 2008, higher than the average for mainstream funds. Their support for shareholder resolutions was also above average at around 50 percent.

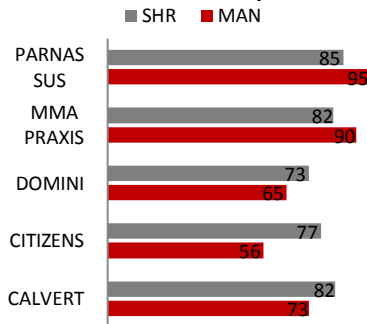
Putnam and Fidelity were both well below average for mainstream fund group support of management resolutions in 2008, at around 86 percent support.

Shareholder Resolutions

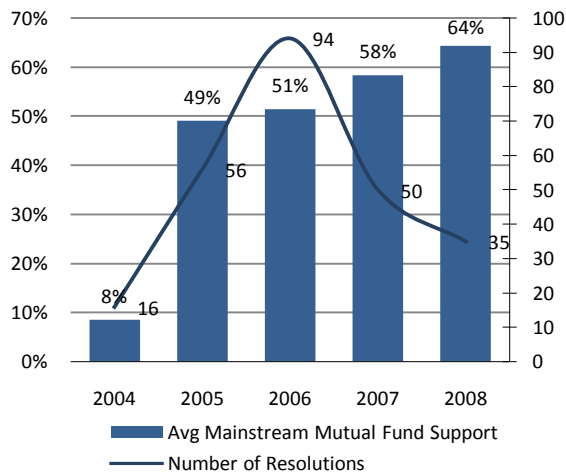
Resolution categories receiving the highest levels of support from mutual fund groups are those calling for simple majority voting, board declassification and one-share-one vote. All receive support levels in excess of 80 percent.

Two categories of resolution which have been filed and voted on in record numbers in recent years are those calling for advisory shareholder votes on executive compensation and director elections by a majority affirmative vote. These received 48 and 64 percent of mutual fund votes in support in 2008 respectively, remaining stable with results in 2007.

SRI Fund Groups



Mainstream Mutual Funds Votes on Majority Vote in Director Elections Resolutions



SRI mutual fund groups such as Domini, Calvert and Citizens continue to support both governance and social and environmental resolutions filed by shareholders to a far greater extent (at around 81 and 88 percent, respectively) than do mainstream mutual fund groups such as Vanguard, Fidelity, Putnam and others.

In 2008, mainstream mutual fund groups supported governance-related resolutions an average of 45 percent of the time, up from 37 percent in 2004.

Mainstream fund groups' support for social and environmental resolutions is at an average of 11.5 percent of votes in support in 2008, having increased over the five year period by 6 percent, from 5.7 percent in 2004.

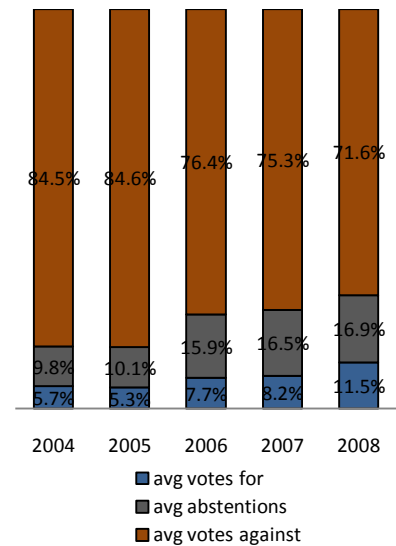
Interestingly, opposition to CSR resolutions by mainstream fund groups (votes cast 'against' CSR shareholder resolutions) has fallen by a full 13 percent over the five year period, from 85 percent in 2004 to 72 percent in 2008. This corresponds with a large and sustained increase in abstentions by mainstream funds on CSR resolutions over the five year period from 10 percent in 2004 to 16 percent in 2008.

Certain categories of resolutions receive a disproportionate amount of abstentions compared with others.

Mainstream funds' support for climate resolutions is up as the number of resolutions voted on increases. While SRI mutual fund groups routinely support climate-related resolutions, mainstream fund groups' support has inched up from an average of 11 percent of votes cast in support in 2004 to 17 percent of votes cast in support in 2008. Climate-related shareholder resolutions also show the most consistent gains on general shareholder support, with support up five percent, from an average of 12.5 to 19.4 percent over the five year period.

There is an observable trend of increased support for shareholder resolutions, by both mainstream and SRI mutual fund groups. Mainstream mutual fund groups' increased use of abstentions on both governance and CSR resolutions is puzzling, given the increased attention to the issues covered in the media and by the investment community and deserves further investigation by shareholder advocates.

CSR Votes by Mainstream Groups



A breakdown of votes for, votes against and abstentions by mainstream mutual fund groups over the five year reporting period shows support and abstentions on CSR resolutions growing and opposition declining.

About Fund Votes

Fund Votes is an independent project started in 2004 by Jackie Cook. Its primary objective is to track mutual fund proxy voting in the US and Canada.

Over 11 million voting decisions spanning five years of mutual fund disclosures in the US and two in Canada have been indexed against shareholder resolutions and other key data.

Data drawn from Fund Votes' proprietary mutual fund voting and shareholder resolutions have been used in a number of industry reports and news articles.

Contact

Jackie Cook, Founder of Fund Votes
 Tel: +1 778 384 3092
 Email: jcook@fundvotes.com

GENERAL SHAREHOLDER VOTES ON SHAREHOLDER RESOLUTIONS

CG Resolutions

	2004	2005	2006	2007	2008
Votes For	34.6%	36.6%	40.5%	38.1%	39.3%
Abstentions	2.6%	2.4%	2.3%	2.7%	3.3%
Votes Against	62.7%	61.0%	57.2%	59.2%	57.4%

CSR Resolutions

	2004	2005	2006	2007	2008
Votes For	10.8%	9.3%	12.4%	14.4%	12.6%
Abstentions	9.6%	9.0%	10.2%	13.1%	14.6%
Votes Against	79.6%	81.7%	77.4%	72.5%	72.7%